



Introduction to Assistive Technology Supports

CAT and D75 AT Teams

Lindsey Huntley, AT Supervisor / CAT Team

Colleen Warn, Director / CAT Team

David Carroca, Director / D75 AT Team

Presentation with ADAPT Community Network
October 2021

AGENDA

- Who we are, NYC DOE AT Teams & Mission
- Technology & Learning: IT, AT, UDL
- Assistive Technology
- AAC: Programs and Applications
- ***Assistive Technology Considerations***
- Resources

NYC DOE Assistive Technology Mission

Provides high quality assistive technology **assessment, training, resources, and implementation support** to students, families, teachers, and other DOE staff in fulfilling this mission

Central AT Teams

Together, two teams carry out the DOE's assistive technology mission:

- The Center for Assistive Technology (CAT) - preschool, charter, non-public, and D1-32 schools
- D75 Assistive Technology - D75 Pre-K classes, specialized public schools, home and/or hospital instruction

Technology & Learning:

Instructional Technology vs Assistive Technology vs Universal Design for Learning

EQUALITY VERSUS EQUITY



In the first image, it is assumed that everyone will benefit from the same supports. They are being treated equally.



In the second image, individuals are given different supports to make it possible for them to have equal access to the game. They are being treated equitably.



In the third image, all three can see the game without any supports or accommodations because the cause of the inequity was addressed. The systemic barrier has been removed.

Video of wonderful Implementation of UDL and AAC in a Pre-K Program:



What is Assistive Technology (AT)?

- Individuals with Disability Education Act (IDEA) defines assistive technology as:

“...any item, piece of equipment, or product system, whether acquired commercially off the shelf, modified, or customized, that is used to increase, maintain, or improve functional capabilities of individuals with disabilities.”
-<http://idea.ed.gov>

The Difference between Assistive Technology and Instructional Technology

Instructional Technology

- Utilized by all students as a resource for learning and instruction in the classroom



Assistive Technology

- Equipment used to improve the functional capabilities of individuals with disabilities and help the specific student to access their curriculum

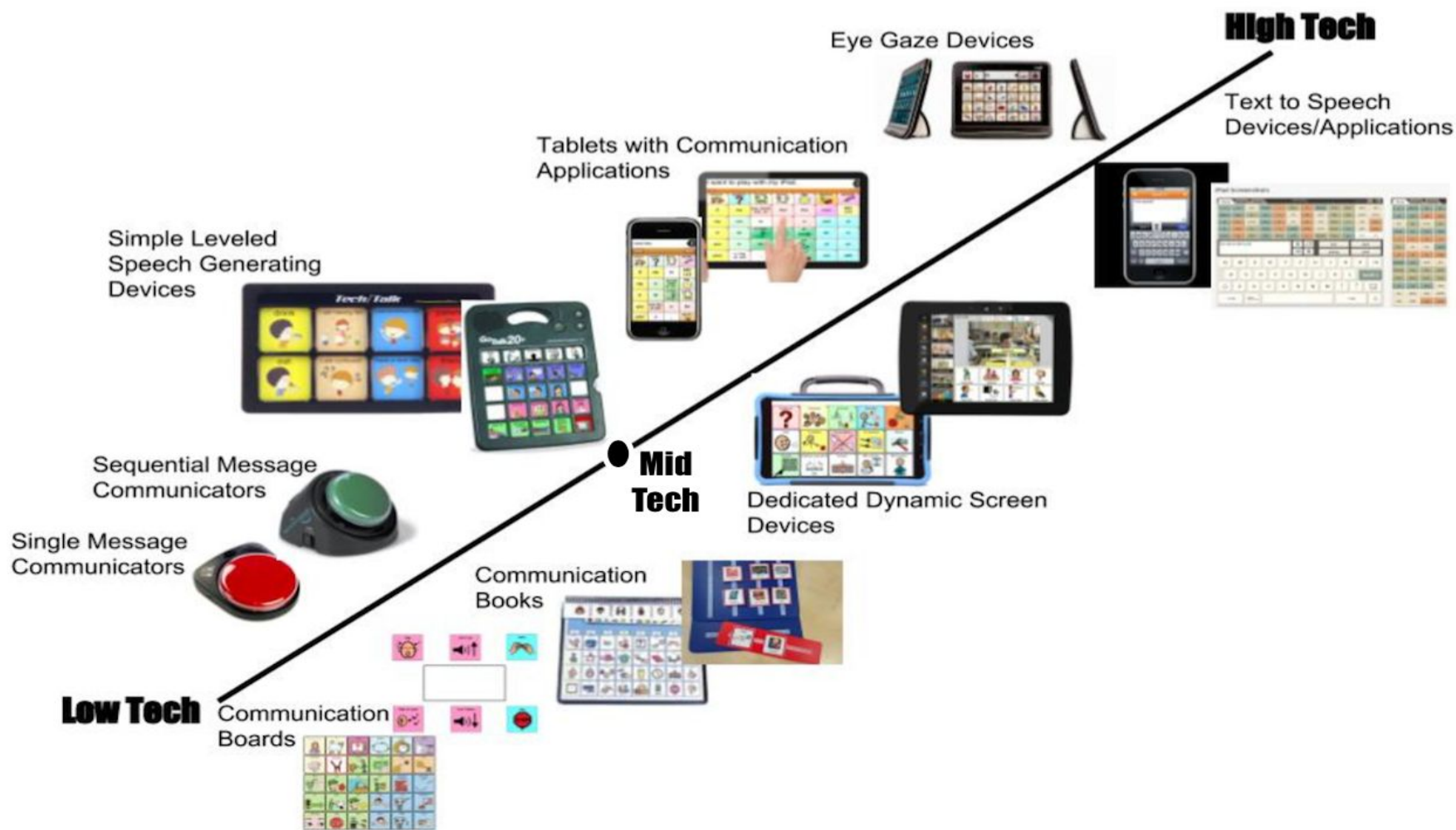


What is Augmentative and Alternative Communication (AAC)?

- **Augmentative and alternative communication (AAC) includes all forms of communication (other than oral speech) that are used to express thoughts, needs, wants, and ideas.**
- **Special augmentative aids, such as picture and symbol communication boards and electronic devices, are available to help people express themselves. AAC users should not stop using speech if they are able to do so. The AAC aids and devices are used to enhance their communication.**

<http://www.asha.org/public/speech/disorders/AAC/>

AAC Continuum



<https://sites.google.com/a/nssed.org/nssedintegratedtech>

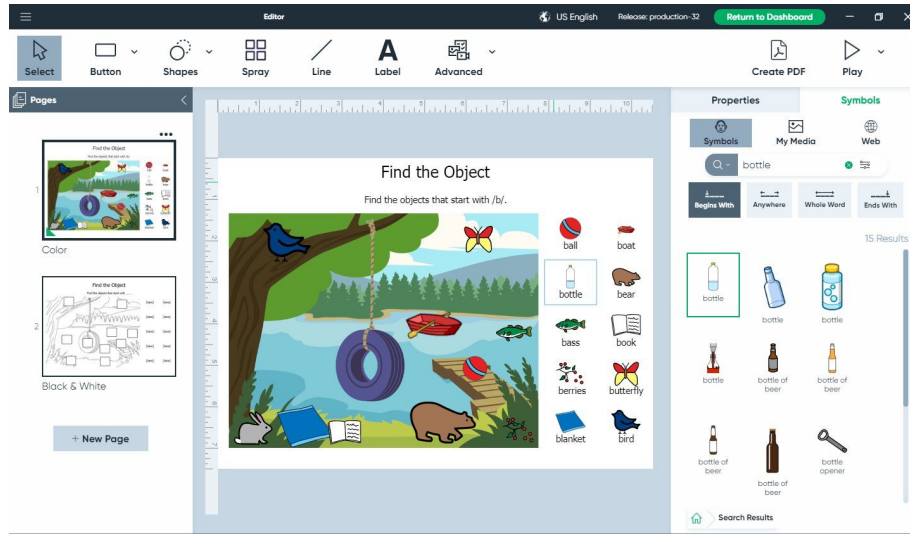
AAC Programs & Applications



President Barack Obama visits a pre-kindergarten classroom at the College Heights Early Childhood Learning Center in Decatur, Ga., on Feb. 14, 2013. Pete Souza—The White House

Boardmaker 7

Boardmaker is a complete system for delivering personalized instruction and therapy while also measuring student progress. It is also the one special education solution that supports your entire team. Designed to benefit entire districts, departments, and individual classrooms, as well as the unique needs of the students within them.



[Link for Free 30 Day Trial](#)



Easy as 1, 2, 3....

→ Pictures → Make Materials → Make Learning Fun

LessonPix

[LessonPix](#) is an online tool to that allows users to create various customized learning materials.

[LessonPix is \\$36.00 per year](#) (\$3 per month) for unlimited access to their pictures, resources, wizards, and tools.

1 Select and Drag your Pictures to the Tray



2 Click "Create Materials" and Choose



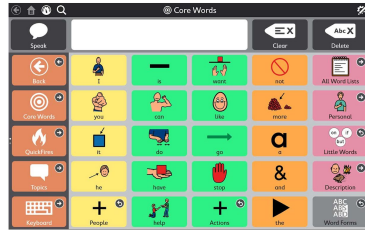
3 Print and Use for your custom needs!



Communication



Proloquo2Go




[Snap Core First](#)



GoTalk NOW




Coughdrop



[LAMP Words for Life](#)



Speak for Yourself

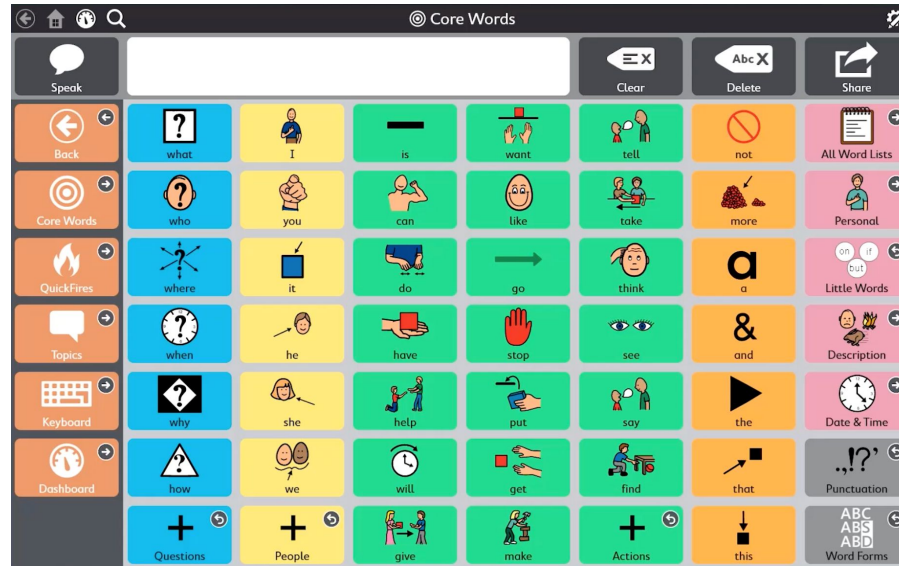


TouchChat + WordPower



Talk Suite


Snap + Core First



[MY Dynavox](#)

****FREE for SLP's who have an ASHA number****

GoTalk Now Plus

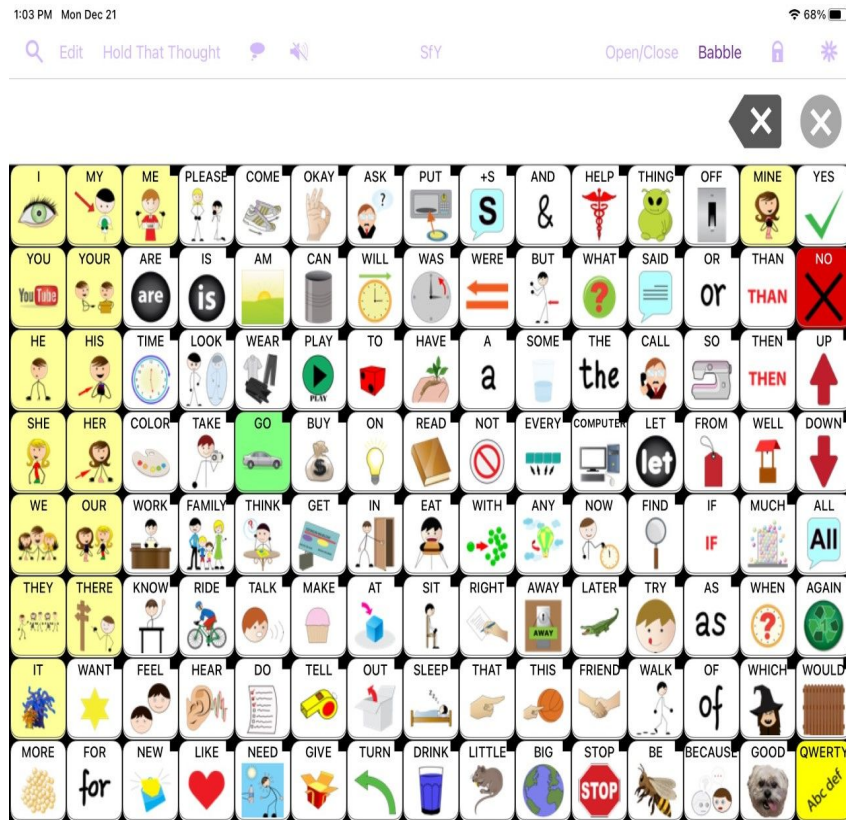


Free version comes with two boards and a scene page [Free Trial for GoTalk Lite](#)

Speak for Yourself

[*Free 30 day trial of lite version](#)

They also offer codes at no cost to speech-language pathologists (SLP) and AAC evaluators so that clients can try it! If you're a SLP or AAC Evaluator and you'd like to explore the SFY app, please email us at info@SpeakforYourself.org.



Coughdrop



Windows 10



[CoughDrop Trial](#)



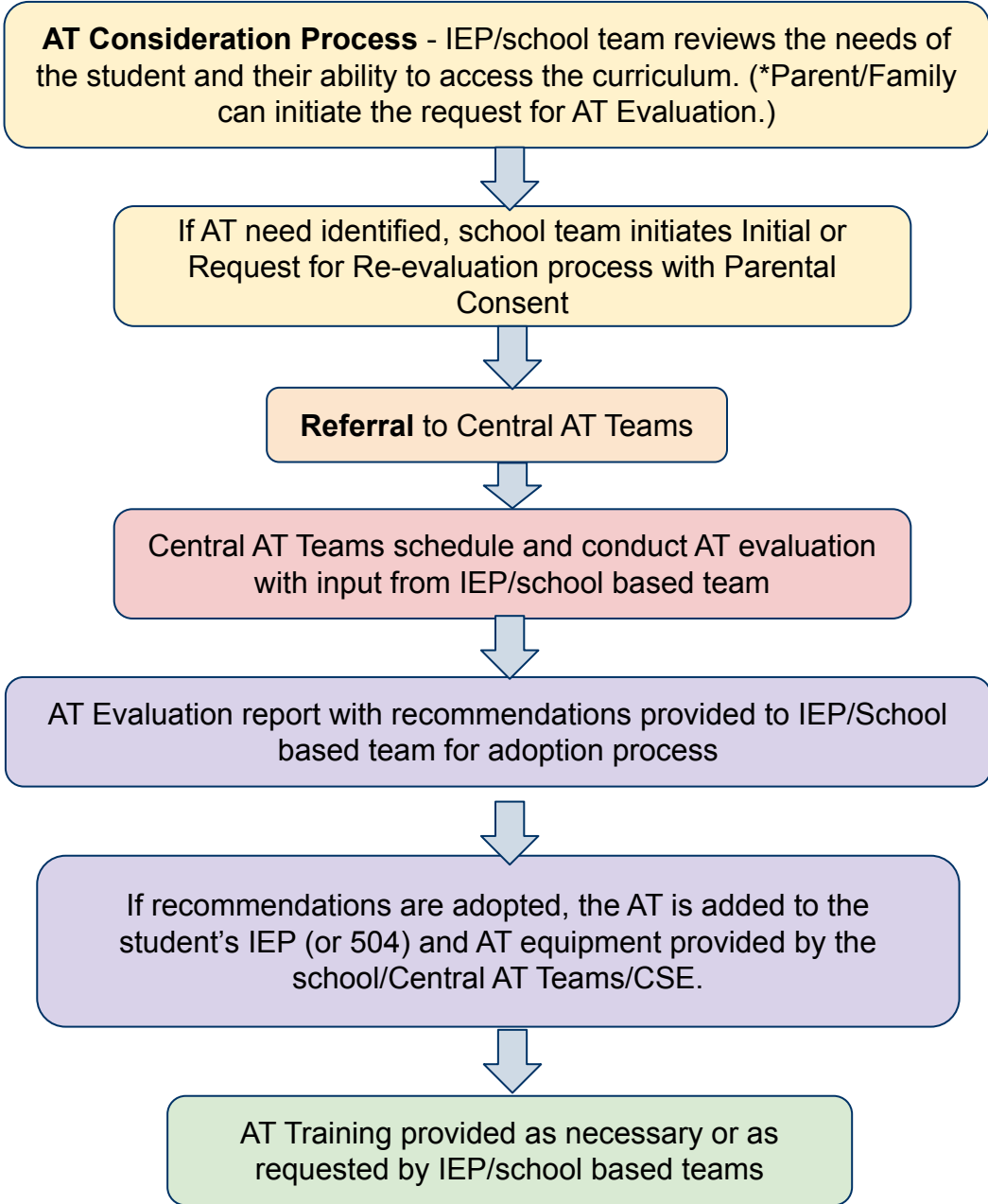
Assistive Technology Considerations

Best Practice in Considering AT

In the school setting, the parents, teachers and related service providers should work as a team to determine the best design for each child.

Low Technology, **Instructional Technology** and **Universal Design for Learning** should be the **first steps** considered when a student is experiencing difficulty with accessing the curriculum. They are:

- Least restrictive approach to curriculum access
- Easy to acquire and implement
- Advanced training is usually not required



Resources

[AT Family Site](#)

- Provides examples of AT
- How to request an AT evaluation
- Information on the AT evaluation process

[AT / AAC Support Site](#)

[CAT Team YouTube Channel](#) - collection of screencasts for different AT/AAC programs

[AT Training Request Form](#) *IEP/504 plan-driven devices received*

FOR MORE INFORMATION

For students in D1-D32, Preschool, Charter and Non-Public schools:

General information: CATTeam@schools.nyc.gov

Tech Support: CATTechSupport@schools.nyc.gov

For students in D75 Programs:

General Information: D75ATTeam@schools.nyc.gov

Tech Support: D75ATTechSupport@schools.nyc.gov